

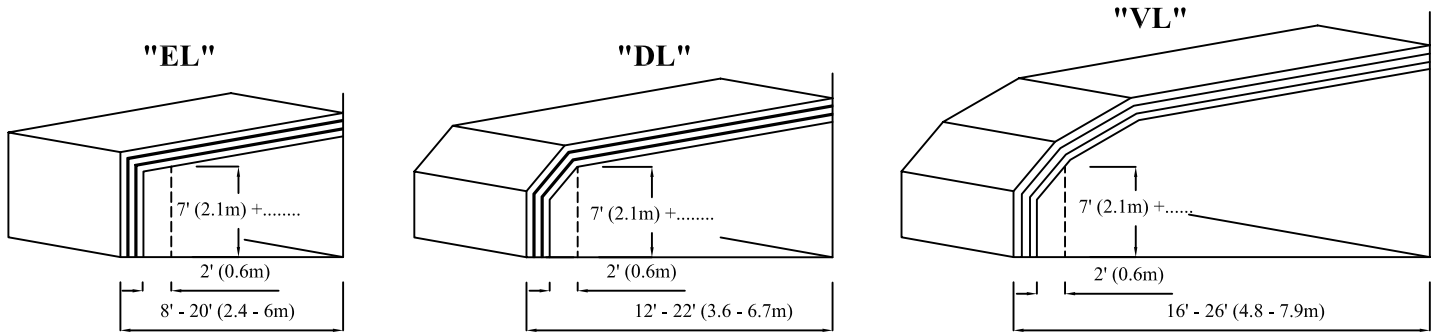
Project : Requested By: Date :/...../.....

Address: Zip/Postal Code :

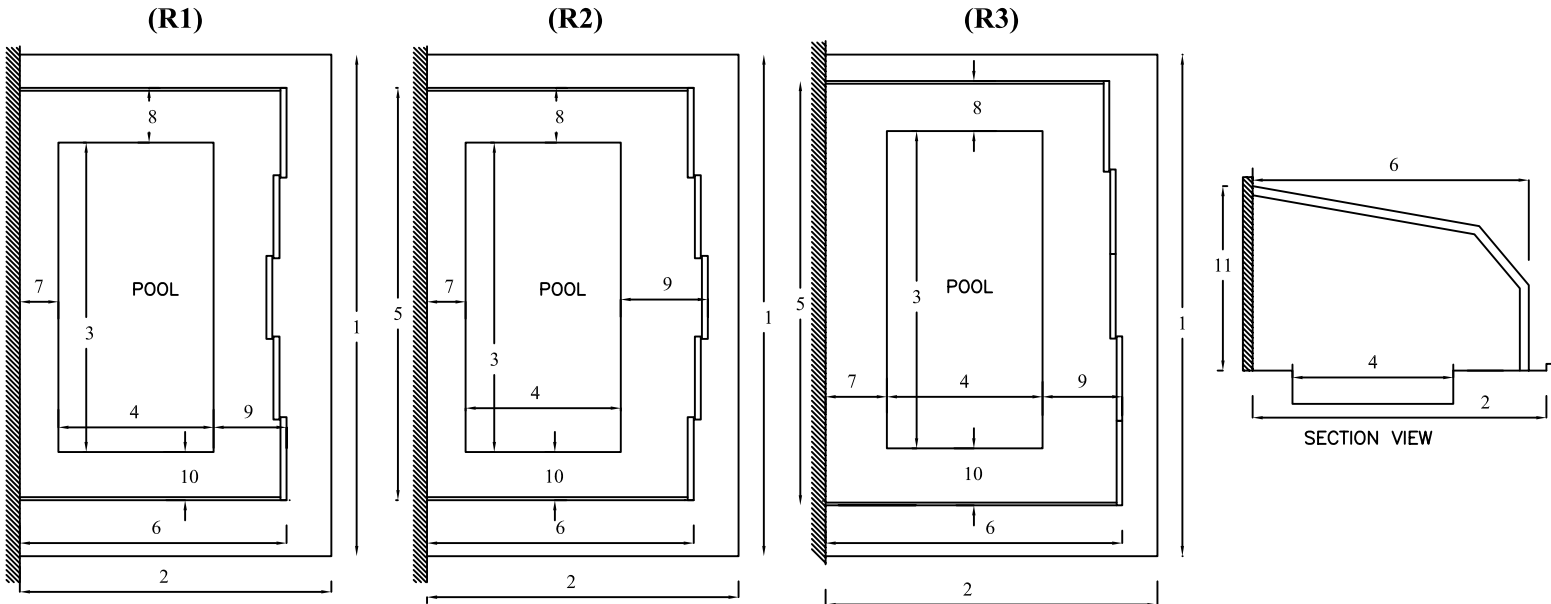
Snow Load: Wind load: Profile Color / Glazing: L / 120 L / 180

(Pg 1 of 2)

MODEL :



POOL, DECK & RETRACTION :




- DECK : 1-..... 2-.....
 POOL : 3-..... 4-.....
 ENCLOSURE : 5-..... 6-.....
 7-..... 8-.....
 9-..... 10-.....
 11-.....

- MODEL : AS / TS - EL / DL / VL
 PROFILE : 125 / 150 / 190
 RETRACTION : R1, R2, R3-1, R3-2
 OPTIONS :


Notes:

LIBART
 ENCLOSURE SYSTEMS
 PHONE: 1-866-542 27 82 OR
 1-604-952 51 50
 FAX: 1-604-648 99 19
 www.libart.com


"EL" (Glazing Plan)



"DL" (Glazing Plan)



"VL" (Glazing Plan)

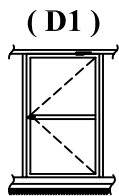


Notes:

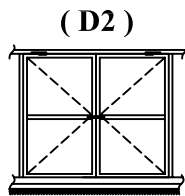
.....

.....

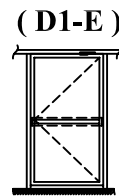
DOOR / WINDOW OPTIONS



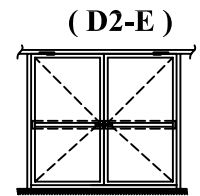
(1) SINGLE WING SWING



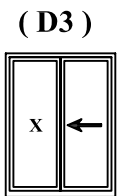
(2) DOUBLE WING SWING



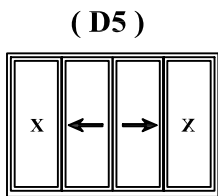
(3) SINGLE WING SWING
(PANIC EXIT - NO SILL)



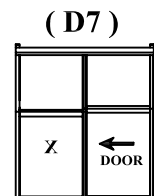
(4) DOUBLE WING SWING
(PANIC EXIT - NO SILL)



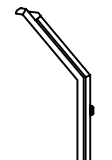
(5) SINGLE WING SLIDING



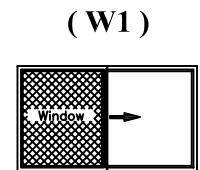
(6) DOUBLE WING SLIDING



(7) SIDE SLIDING



Section



SCREENED WINDOW

Glazing

- 110mm Clear Twin-wall Translucent PC
- 210mm Opal Twin-wall Translucent PC
- 3.....10mm Bronze Twin-wall Translucent PC
- 4.....3/4mm Clear Solid Transparent PC
- 5.....3/4mm Bronze Solid Transparent PC
- 6.....Other.....

Profile Color

- 1Euro-White (RAL 9010)
- 2Sandstone (RAL 1019)
- 3Java Brown (RAL 8014)
- 4Other.....

PHONE: 1-866-542 27 82 OR
1-604-952 51 50
FAX: 1-604-648 99 19
www.libart.com